

# Ohio School Report Cards



**Exceeds Standards**  
School Rating

## 2021 - 2022 Report Card for

# Findlay Digital Academy

Schools that receive the dropout prevention and recovery report card receive ratings for up to eight measures and four components.

### Achievement Component

The Achievement component, previously called the High School Test Passage Rate component, represents the number of students who meet applicable criteria on assessments that are required for graduation.



**Exceeds Standards**  
Rating

### Graduation Rate

The Graduation Rate component looks at the percent of students who are successfully finishing high school with a diploma in four, five, six, seven or eight years.



**Exceeds Standards**  
Rating

#### Graduation Rates

A Graduation rate is not calculated if there are not at least 10 students in the graduating class

61.2% of students graduated in 4 years

77.9% of students graduated in 5 years

77.5% of students graduated in 6 years

82.8% of students graduated in 7 years

80.4% of students graduated in 8 years

76.8% is the weighted average of all graduation rates.

### Progress

The Progress component looks closely at the growth all students are making during the school year.



**Exceeds Standards**  
Rating

### Gap Closing

This component shows how well schools are improving or meeting the performance expectations for all students in English language arts, math, graduation, and English language proficiency.



**Exceeds Standards**  
Rating



**Exceeds Standards**  
4-Year Rating



**Exceeds Standards**  
5-Year Rating



**Exceeds Standards**  
6-Year Rating



**Exceeds Standards**  
7-Year Rating



**Exceeds Standards**  
8-Year Rating



**Exceeds Standards**  
Combined Rating

# Ohio School Report Cards



**Exceeds Standards**

School Rating

## Achievement Component

The High School Test Passage Rate measure represents the number of students who meet applicable criteria on assessments that are required for graduation.

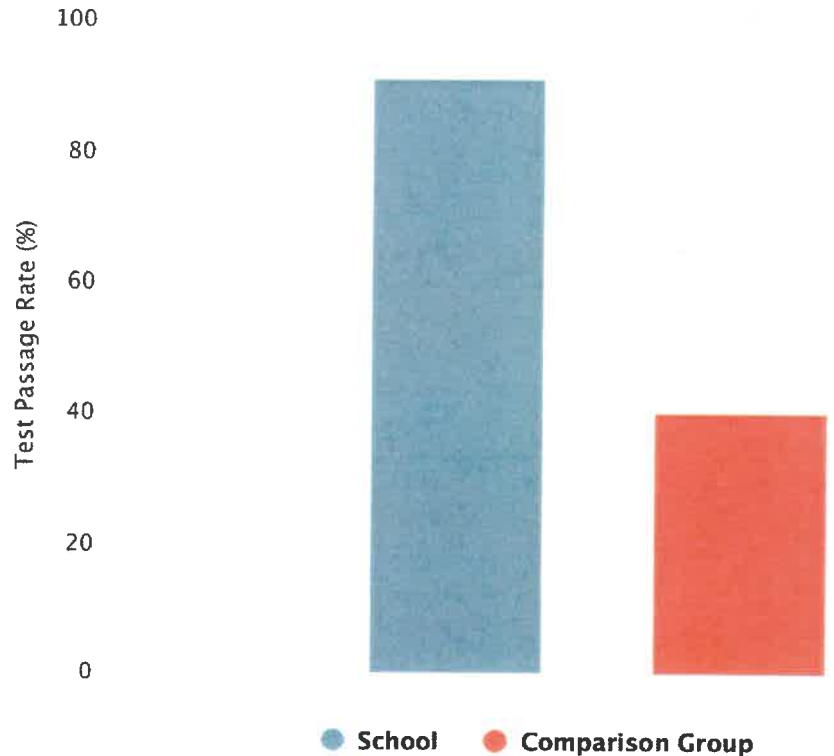
### Students Meeting Applicable Criteria on Tests



**91.2%**

**Exceeds Standards**

### How Does this School Compare to the Other Dropout Recovery Program Schools in Ohio?



# Ohio School Report Cards



**Exceeds Standards**

School Rating

## Gap Closing

The Gap Closing component shows how well schools are meeting the performance expectations for our most vulnerable populations of students in English language arts, math, and graduation. It also measures how schools are doing in helping English learners to become proficient in English.

### Annual Measurable Objectives

Annual Measurable Objectives (AMOs) compare the performance of each student group to the expected performance goals for that group to determine if gaps exist. These charts show how well each group compares to the state average in ELA, math and graduation. A fourth AMO measures whether English Learners are making progress towards becoming proficient in English. The ultimate goal is for all groups to achieve at high levels.



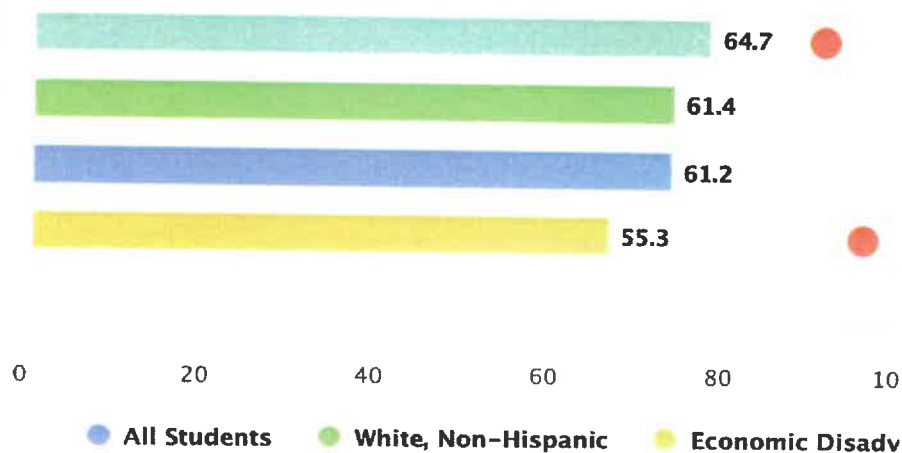
# 66.7%

**Exceeds Standards**

### Performance Index by Subgroup



### Graduation Rate by Subgroup



# Ohio School Report Cards



**Exceeds Standards**

School Rating

## Graduation Rate

The Graduation Rate component looks at the percent of students who are successfully finishing high school with a diploma in four, five, six, seven or eight years.

### 4-Year Graduation Rate

The 4-year graduation rate applies to the Class of 2021 who graduated within four years, i.e. students who entered the 9th grade in the fall of 2017 and graduated by the summer of 2021.



**61.2%**

**Exceeds Standards**

### 5-Year Graduation Rate

The 5-year graduation rate applies to the Class of 2020 who graduated within five years, i.e. students who entered the 9th grade in the fall of 2016 and graduated by the summer of 2021.

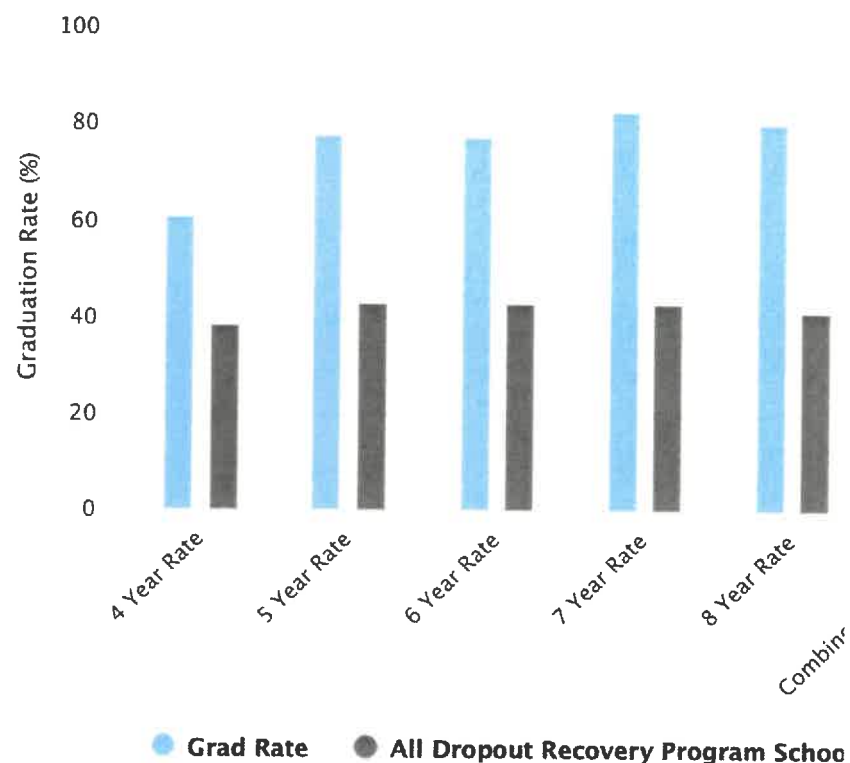


**77.9%**

**Exceeds Standards**

### 6-Year Graduation Rate

### How Does this School Compare to the Other Dropout Recovery Program Schools in Ohio?



The 6-year graduation rate applies to the Class of 2019 who graduated within six years, i.e. students who entered the 9th grade in the fall of 2015 and graduated by the summer of 2021.

 **77.5%**  
**Exceeds Standards**

### 7-Year Graduation Rate

The 7-year graduation rate applies to the Class of 2018 who graduated within seven years, i.e. students who entered the 9th grade in the fall of 2014 and graduated by the summer of 2021.

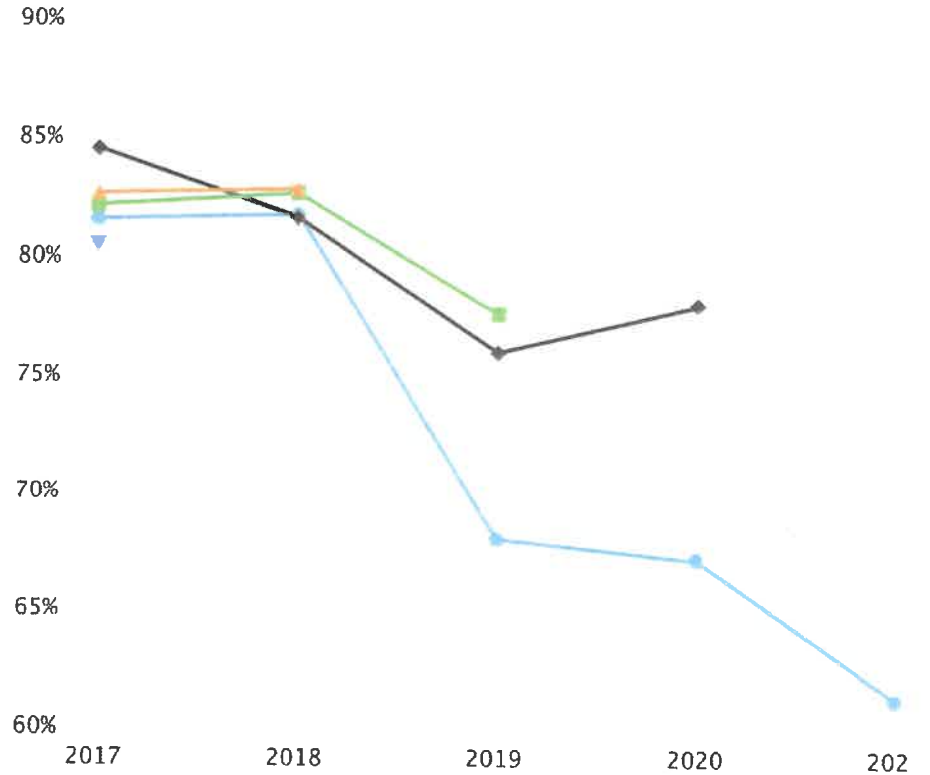
 **82.8%**  
**Exceeds Standards**

### 8-Year Graduation Rate

The 8-year graduation rate applies to the Class of 2017 who graduated within eight years, i.e. students who entered the 9th grade in the fall of 2013 and graduated by the summer of 2021.

 **80.4%**  
**Exceeds Standards**

Ohio School Report Cards



Note: Because the necessary data is not yet available to calculate every graduation rate, the 5-year graduation rate does not appear in the final year of this graph; the 6-year graduation rate does not appear in the final two years; the 7-year graduation rate does not appear in the final three years; and the 8-year graduation rate does not appear in the final four years.

### Combined Graduation Rate

This combined graduation rate is the weighted average of 4- through 8-year graduation rates.

 **76.8%**  
**Exceeds Standards**

# Ohio School Report Cards



**Exceeds Standards**

## Progress

The Progress component looks closely at the growth that students are making during the school year.

School Rating

### Overall

This measures the progress for all students in math and English language arts using Renaissance Learning's STAR assessments in reading and mathematics.

### Progress Details

This table shows the Progress scores by test grade and subject, and includes up to three years of data as available.

Test Grade	Progress		
	Reading	Mathematics	All Tests
All Grades			

Although Progress scores are not assigned letter grades at this level of detail, the grading scale applied at the Overall (All Students, All Tests) level is:

Exceeds Standards

Meets Standards

Does Not Meet Standards

Value Added data is not available